

Border Valley News

May 16, 2008

Imperial Valley:

Sudan acres in the Imperial Valley as of May 13th were 31,738 acres. This compares to 56,470 acres compared to last season at this time. Over the past month we have seen sudan acres increase by 15,538 acres. The increase in acres represented sudan planted after harvest of late vegetables as well as sugar beets.

Farmers have also started to harvest their wheat crop. The start of wheat harvest was slightly delayed due to cooler temperatures than normal, but now the harvest is in full swing. Many farmers have indicated they will plant sudan after wheat has been harvested on their earlier fields.



Due to fewer acres of early planted sudan than in previous years, the amount of early harvested sudan will be less than in previous years. As we progress later into summer, the rate of sudan harvest will increase as the bulk of sudan

acres this season will be planted in May and early June.

Typically earlier harvest sudan tends to be darker green in color and as we progress into the hot summer months, we see the color of sudan become lighter. Due to different planting schedule of sudan this season, we expect to see less standard color sudan, and potentially more medium and lower color sudan being harvested later in the summer.



Weather will play a key factor this season with sudan quality this season in the Imperial Valley. We typically see higher humidity and increased chances of rain later in the summer as we enter the summer monsoon season.

Farmers will start to cut some sudan on a limited basis in the next couple of weeks. The earliest planted sudan fields are currently receiving their last water before harvest.

Klein grass harvest started the first week of May. Currently about 75% of first cutting klein has now been

harvested. Most of the first cutting klein grass is very nice quality having softer texture and leafy with good green color.








Supply of Klein grass this season is expected to be tight as some older Klein fields have been replaced with wheat. There is also some domestic demand for Klein grass as replacement for dry cow hay as alfalfa continues to be in tight supply.

Harvest of alfalfa continues as 3rd cutting has almost been completed, and 4th cutting has started in earlier harvested alfalfa fields. Demand is very strong from both the dairy and horse market.






Bermuda farmers have indicated their intention to mostly make bermuda seed this season, and not make early bermuda hay. This is due to high seed price as well as increased costs to produce bermuda hay. We do expect to see more bermuda hay produced after the harvest of the seed crop.

	MAR-15TH	APRIL-1ST	APRIL-15TH	MAY-1ST	MAY-15TH	JUNE-1ST	JUNE-15TH	JULY-1ST	JULY-15TH	AUG-15TH	SEPT-15TH	OCT-15TH	NOV-15TH	DEC-15TH
1994	25,726	41,000	50,362	57,429	62,188	67,600	73,012	78,868	78,878	71,876	56,942	39,643	17,448	7,823
1995	16,338	31,117	37,830	42,998	49,609	62,941	71,440	76,534	77,383	72,365	56,445	39,257	19,491	8,324
1996	10,672	20,924	26,585	33,312	40,729	61,828	76,084	81,129	81,896	74,947	56,485	42,028	21,173	7,985
1997	11,365	24,494	31,654	39,528	45,429	63,752	72,752	82,774	83,872	77,208	60,139	45,688	21,653	8,476
1998	2,916	13,503	20,672	31,788	41,905	51,058	58,601	65,456	66,618	53,477	34,497	26,869	16,337	10,945
1999	19,616	32,911	39,734	50,362	54,719	59,037	62,453	62,998	52,921	33,860	24,785	15,281	12,405	9,988
2000	10,331	22,924	31,178	36,642	41,266	47,953	53,316	54,831	53,397	45,671	33,189	23,738	16,288	10,948
2001	5,427	20,251	26,744	38,468	41,849	45,941	48,345	49,936	50,280	40,883	23,919	17,824	9,730	5,961
2002	5,894	11,729	21,743	28,908	34,597	39,524	43,344	45,498	46,568	42,782	31,335	25,106	11,881	6,293
2003	7,836	19,396	35,758	45,270	49,381	56,628	59,637	60,880	61,269	54,812	40,091	27,421	10,710	5,047
2004	4,017	17,694	26,681	35,174	42,464	48,677	53,551	53,269	52,367	45,805	29,973	17,637	7,614	4,550
2005	7,036	24,492	45,524	50,550	55,371	58,921	60,798	59,428	56,360	47,530	29,110	10,267	5,281	3,327
2006	7,381	23,728	44,064	52,351	58,118	61,722	64,552	60,957	59,900	43,009	25,681	15,949	8,024	3,663
2007	7,612	26,509	39,432	49,490	56,470	63,334	68,739	72,003	70,675	68,083	42,919	25,156	9,108	4,643
2008	3,012	3,672	16,200		31,738									
Compare w/ prev year	-4,600	22,837	23,232	49,490	24,732	1,612	4,187	11,046	10,775	25,074	17,238	5,682	2,743	980
	40%	14%	41%	0%	56%	103%	106%	118%	118%	158%	167%	155%	152%	110%
10 YR AVG	14,974	20,331	32,706	43,024	46,597	53,280	57,334	58,526	57,036	47,591	31,550	22,578	11,992	6,537
Compare w/ prev month		660	12,528		15,538									

Imperial Valley Weather

MAY 16	MAY 17	MAY 18	MAY 19	MAY 20
				
Sunny	Sunny	Sunny	Sunny	Sunny
High: 36° Low: 22°	High: 39° Low: 22°	High: 42° Low: 24°	High: 42° Low: 24°	High: 41° Low: 21°

Modesto Weather

MAY 16	MAY 17	MAY 18	MAY 19	MAY 20
				
Sunny	Sunny	Mostly Sunny	AM Clouds/PM Sun	Partly Cloudy
High: 39°	High: 39°	High: 39°	High: 35°	High: 32°

Low: 21°

Low: 21°

Low: 18°

Low: 17°

Low: 14°